


Guidebook on Living and Working

~For foreign nationals who start living in Japan~



Immigration Services Agency

7th edition



1 Traffic rules

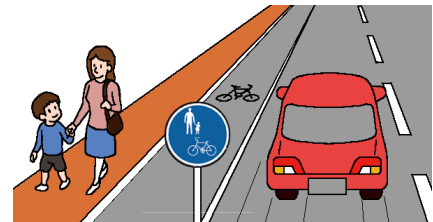
As members of society, we are all obligated to obey traffic rules to ensure the safe and smooth movement of the many vehicles and pedestrians using our streets.

1-1 Safety guidelines for pedestrians

(1) Walking on roads and sidewalk

Generally, pedestrians should walk on the right side of the street so that vehicles approach on their left.

- Pedestrians should keep to the right side of the road.
- Pedestrians should use the sidewalks or stay within the lines marked for walking on the road when they are available.



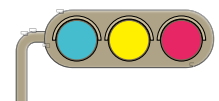
(2) Rules for crossing the street

Crossing the street safely

- Pedestrians should cross the street using the nearest traffic light intersection or pedestrian crossings, overpass or underpass.
- Pedestrians should never cross a street that is marked with signs that prohibit crossing.
- At crosswalks, pedestrians should clearly show a driver their intention to cross by raising their hand or looking at the driver, then cross only after confirming it is safe.
- Pedestrians should check that there are not any cars coming while crossing a street.

Rules of traffic lights

- Green light : Pedestrians can proceed to cross the street.
- Yellow or flashing green light: Pedestrians may not begin to cross the street if pedestrians has already commenced crossing, he or she should either attempt to finish crossing quickly or turn back.
- Red light: Pedestrians are prohibited from crossing the street.
- Crossing streets that have traffic light buttons: Pedestrians should push the button to change the light to green after which they can proceed to cross the street.



Crossing streets that have no traffic lights

- Pedestrians should cross the street only after confirming there are no vehicles coming from either direction.
- Before crossing the streets, pedestrians should stop and look in both directions to check for oncoming vehicles. If vehicles are approaching pedestrians should wait until they pass.
- Pedestrians should continue looking both ways to check for oncoming vehicles when crossing the street, and walk straight ahead rather than diagonally.

Rules for rail crossings

- Before walking over a rail crossing, pedestrians should stop and look both ways to make sure it is safe.
- Pedestrians should never attempt to enter a rail crossing when the warning bell is sounding or the crossing bar is on its way down.

(3) Walking at night

Pedestrians should wear brightly colored clothing or reflective materials at night

When walking on the street at night, pedestrians should wear brightly colored clothing such as white or yellow as well as accessories with reflective materials or LED lights to ensure that drivers can easily see them.

1-2 Safety guidelines for cyclists

(1) Five rules to follow to ensure safety when riding a bicycle

Rule 1. In principle, cyclists must ride on roadways and ride on the left; only in exceptional cases may sidewalks be used and give pedestrians the right of way.




- Bicycles are classified as vehicles, so as a general rule, cyclists should use the left side of street.
- Cyclists should use designated bicycle paths when they are available.
- While cyclists may use the sidewalks on the left of roads, they should not impede the passage of pedestrians.
- Cyclists should use the lanes marked for bicycles on sidewalks or roads when they are available.
- Children under 13, adults 70 and over, and people with physical disabilities are permitted to ride a bicycle on the sidewalk.
- If standard bicycles are permitted to be ridden on sidewalk, you must keep to the roadway side, and proceed along at a speed that can be stopped immediately.
- Cyclists must come to a stop if the bicycle's progress would prevent pedestrians from proceeding

Rule 2. At intersections, obey traffic signals and must come to a stop and check safety.

- At an intersection where traffic light mechanism is installed, check for safety and cross the street after the light turns green.
- At the intersection where cyclists should stop temporarily, make sure to stop temporarily to check for safety.

Rule 3. Cyclists must use bicycle lights at night.

- Cyclists must use bicycle lights at night.
- Cyclists should inspect that bicycle lights are surely it before riding bicycles



Rule 4. Prohibited from riding under the influence of alcohol

- Cyclists are strictly prohibited from riding bicycles when they drink alcohol.

Rule 5. Wear bicycle helmet

- All bicycle users should wear a bicycle helmet when they ride bicycles.
- When having others ride a bicycle, you should have them wear a bicycle helmet. Parents and guardians must ensure that children wear a bicycle helmet when children ride a bicycle and have infants ride on child seat for bicycle;

Other regulations

- Riding double and riding side by side is prohibited.
- Cyclists must not use umbrellas or use mobile phones when riding.
- Cyclists can take out insurance against liabilities for damages caused in a bicycle accident and their own injuries. In particular, please keep in mind that you are required to purchase "bicycle liability insurance" to cover liabilities for damages in many areas such as Tokyo or Osaka.

See the following URL for details:

<https://www.mlit.go.jp/road/bicycleuse/promotion/index.html>



(2) Using intersections

When making a right-hand turn

- At intersections with traffic lights
When the light turns green, the cyclist should cross the intersection in a straight direction and come to a stop on the opposite side with the bicycle facing right. When the light of the intersecting street turns green, the cyclist should proceed in a straight direction after looking both ways to check for safety.
- At intersections without traffic lights
The cyclist should look behind to check for safety, cross the intersection in a straight direction, then slow down to make a right-hand turn, and check for oncoming cars before proceeding.

When making a left-hand turn

The cyclist should make sure not to obstruct pedestrians crossing the street.

Designated lines for bicycles

When an intersection has designated lines for bicycles, cyclists should ride within the lines.



1-3

Safety guidelines for those riding “specific small motorized bicycles” (electric scooters / kickboards, etc.)

- While a driver’s license is not required to operate electric scooters, those under 16 years of age are prohibited from riding them.
- If the vehicle does not meet specific size and structural standards of “specific small motorized bicycles,” a drivers license will be required for use.
- It is also necessary to attach a license plate and enroll in liability insurance.
- Electric scooters must be ridden on the left side of the road. Don’t ride on the right.
- Be sure to obey all traffic lights and signs.
- Never ride an electric scooter after drinking alcohol.
- Never lend an electric scooter to someone who has been drinking, or encourage someone who might ride one while intoxicated to drink.
- Do not ride double or side by side.
- Do not use an umbrella or a mobile phone while riding one.
- If an accident occurs, stop riding and help anyone who is injured, and report the accident to the police.
- Be sure to wear a helmet when riding an electric scooter.



Please see the following website for details:

<https://www.npa.go.jp/english/bureau/traffic/index.html>



1-4

Safety guidelines for drivers (automobiles and motorcycles)

- You need a driver's license to drive.
- You must present your driver's license when asked by a police officer in the event of an accident or a violation of traffic rules.
- You must drive on the left.
- When driving near pedestrians and cyclists, drivers should slow down and make sure to keep a safe distance between them and the vehicle.
- NEVER drive after drink.
- It is also prohibited to lend your car to someone who is under the influence of alcohol, to encourage someone who is going to drive to drink, and to ask somebody who has drunk alcohol to drive.
- Drivers and other passengers must fasten their seat belts.
- Young children under 6 must sit on a child seat.
- You must not use a mobile phone while driving.
- A riding helmet must be worn when riding a motorcycle.



See the following URL for details:

<https://www.npa.go.jp/english/bureau/traffic/index.html>

